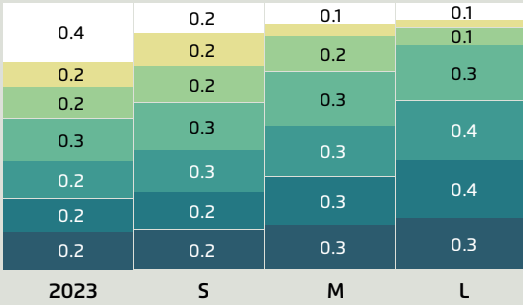


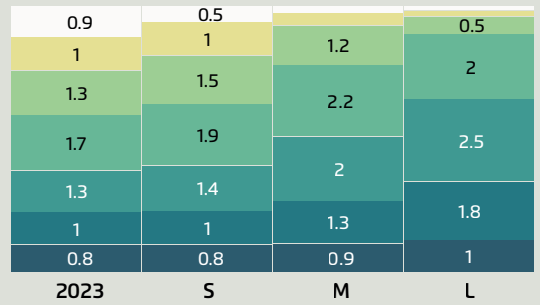
Bevölkerung in Millionen (Stand 2023 im Vergleich zu verschiedenen Szenarien für Mobilitätsgarantie S, M, L)

● A ● B ● C ● D ● E ● F ● keine Güte

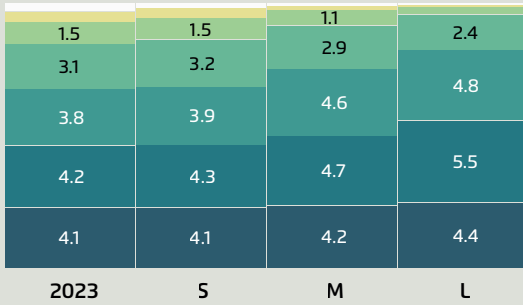
Mecklenburg-Vorpommern (Bev.: 1,6 Mio.)



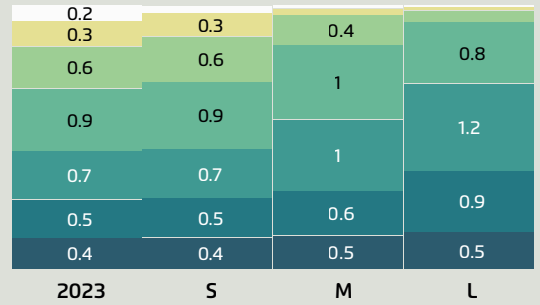
Niedersachsen (Bev.: 8 Mio.)



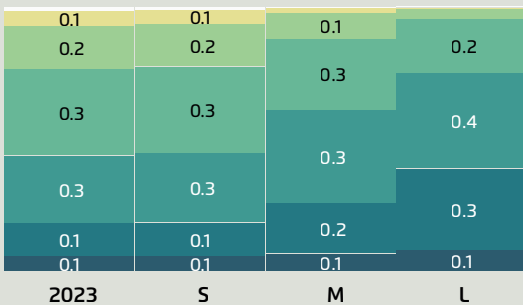
Nordrhein-Westfalen (Bev.: 17,9 Mio.)



Rheinland-Pfalz (Bev.: 4,1 Mio.)



Saarland (Bev.: 1 Mio.)



Sachsen (Bev.: 4 Mio.)

